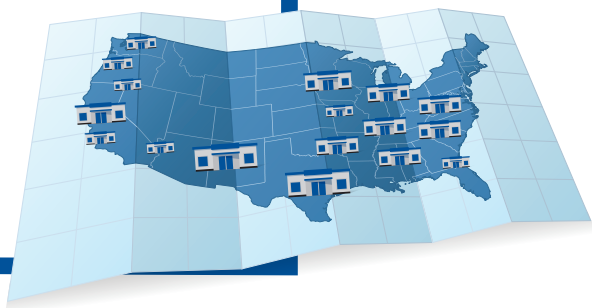


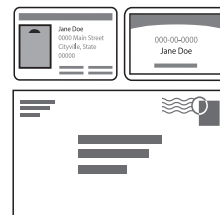
# DONOR EXPERIENCE

Visit one of our many donor facilities across the United States




## 1. CHECK-IN

- 18-69 yo at all Talecris Plasma Resources, Biomat & PlasmaCare centers
- 2 forms of ID
- At least 110 lbs
- In good health
- Proof of address



## 2. SCREENING

- Vital signs  
(Weight, Blood Pressure, Pulse, Temperature)
- Measure your iron
- Medical history questions



## 3. PHYSICAL EXAM

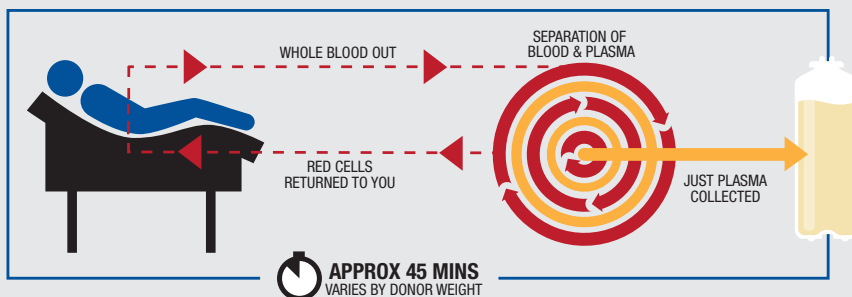
- On your very first donation & once a year thereafter



## 4. DONATION

- When you donate plasma the process is called plasmapheresis (plaz-mah-fair-EE-sis). This is a method of removing plasma from the body by withdrawing blood, separating it into plasma and cells, and returning the cells back into the bloodstream.

### PLASMAPHERESIS



## 5. COMPLETION

- Receive compensation
- Plan next donation



## 6. AFTER CARE

- Your plasma regenerates very quickly
- Take it easy
- Drink lots of water

## 7. WHAT'S NEXT?

- Plan your next donation. You can donate twice in a 7-day period with 48 hours in between donations.
- See you soon!